



# Using Zoom with Pigeonhole Live

zoom

## ABOUT

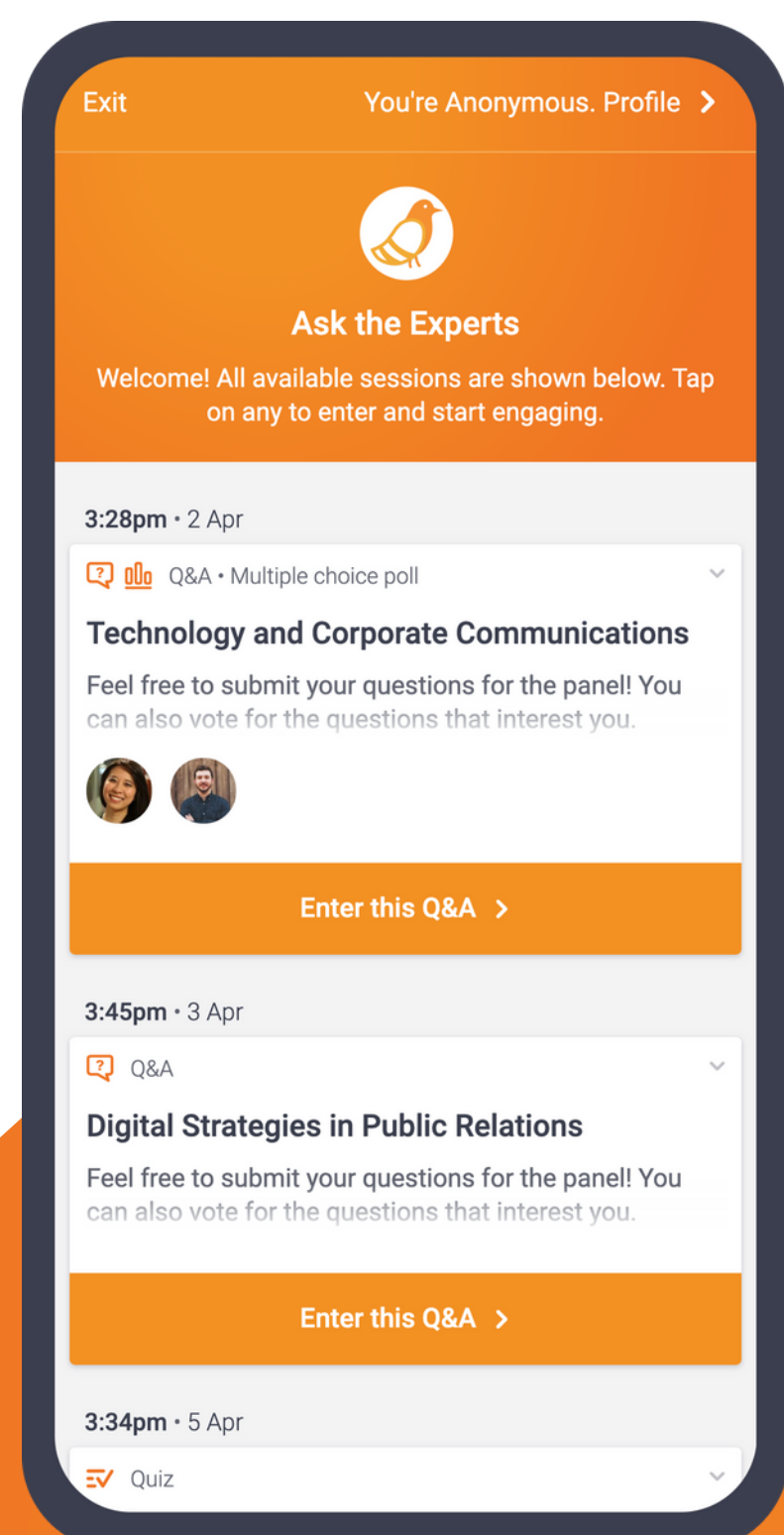
# Pigeonhole Live

Pigeonhole Live is a live Q&A, Polling, and Survey platform that makes audience engagement happen. Whether in the meeting room or the conference hall, we are radically changing the way Fortune 500 companies, organisations, and education institutions interact with their live audiences.

Since 2010, Pigeonhole Live has been widely used to facilitate important conversations and bring new insights to our users, from a regular all-hands meeting at a Fortune 500 company to a global conference where leading thinkers, policy makers, and decision makers gather to discuss pressing global issues.

Pigeonhole Live has several session formats to choose from, each designed to suit your meeting needs.

- Live Q&A
- Multiple Choice Polls
- Open-ended Polls
- Surveys
- Quiz with Leaderboard
- Word Cloud Polls



**ABOUT**

# Zoom

Zoom is the leader in modern enterprise video communications, with an easy, reliable cloud platform for video and audio conferencing, collaboration, chat, and webinars across mobile devices, desktops, telephones, and room systems. Zoom Rooms is the original software-based conference room solution used around the world in board, conference, huddle, and training rooms, as well as executive offices and classrooms. Founded in 2011, Zoom helps businesses and organizations bring their teams together in a frictionless environment to get more done. Zoom is a publicly traded company on Nasdaq (ticker: ZM) and headquartered in San Jose, California.






## **Why create an integration with Zoom?**

In light of COVID-19, we know that many of you have had to cancel important events and meetings. In these trying times, it's important to do whatever is necessary to keep each other safe; whether by switching to remote work or moving your conferences and training online.

But that doesn't mean you need to compromise on the quality of your interactions. To support you in running quality meetings and webinars, we've been working hard to bring you custom integrations with your favourite meeting platforms such as Zoom, Cisco Webex, and BlueJeans. Now, you can seamlessly engage your virtual audience using your preferred meeting platforms and Pigeonhole Live.



# Where can I use this integration?

## Virtual Meetings

Stay productive during your virtual meeting.

## Town Hall Meetings

Keep employees engaged in-person or virtually from anywhere in the world.



## Webinars

Keep in touch with your audiences by pairing your webinars with our Live Q&As.

# How it works

With this Zoom integration, you can either use each tool separately, or embed your Zoom Meetings and Webinars into any Q&A sessions and Regular sessions on Pigeonhole Live.

The integration feature is available for all paid Pigeonholes.



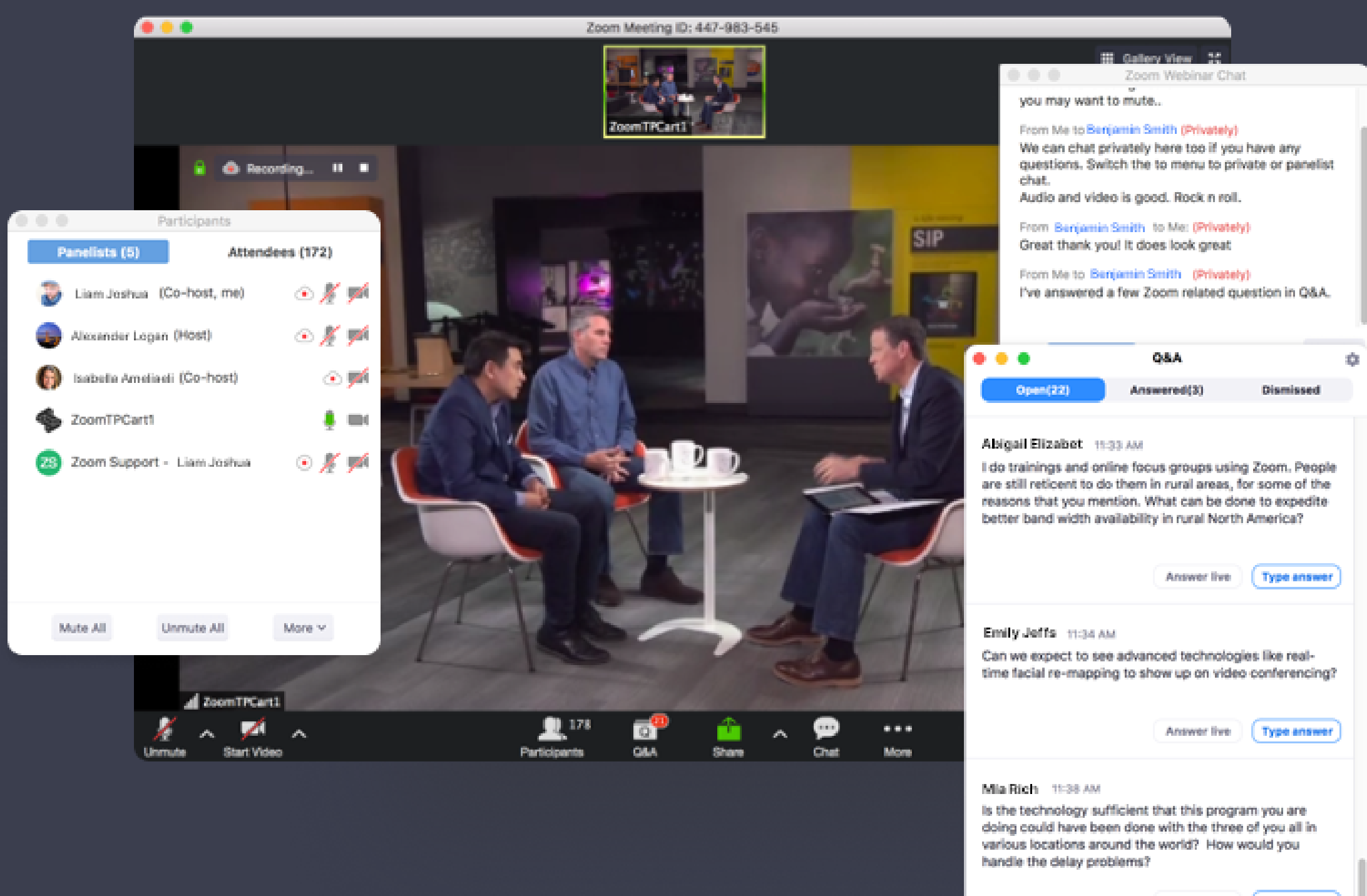
# Using Pigeonhole Live's Zoom Integration

## For Zoom Meeting

Once you have set up your meeting on Zoom, you will be provided with a link (that looks like this: <https://zoom.us/j/xxxxxxx>) to invite your attendees to join the meeting. Copy this link.

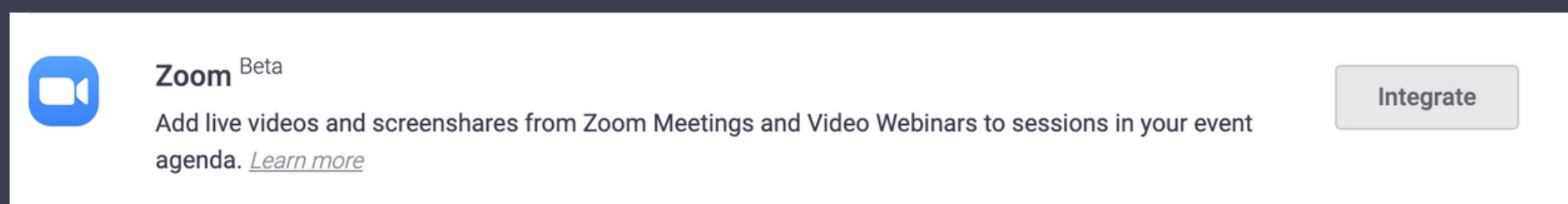
## For Zoom Webinar

Set up your webinar in Zoom Video Webinar. Copy the attendee invite link to your webinar. Do note that this integration is only supported for non-registration based webinars.

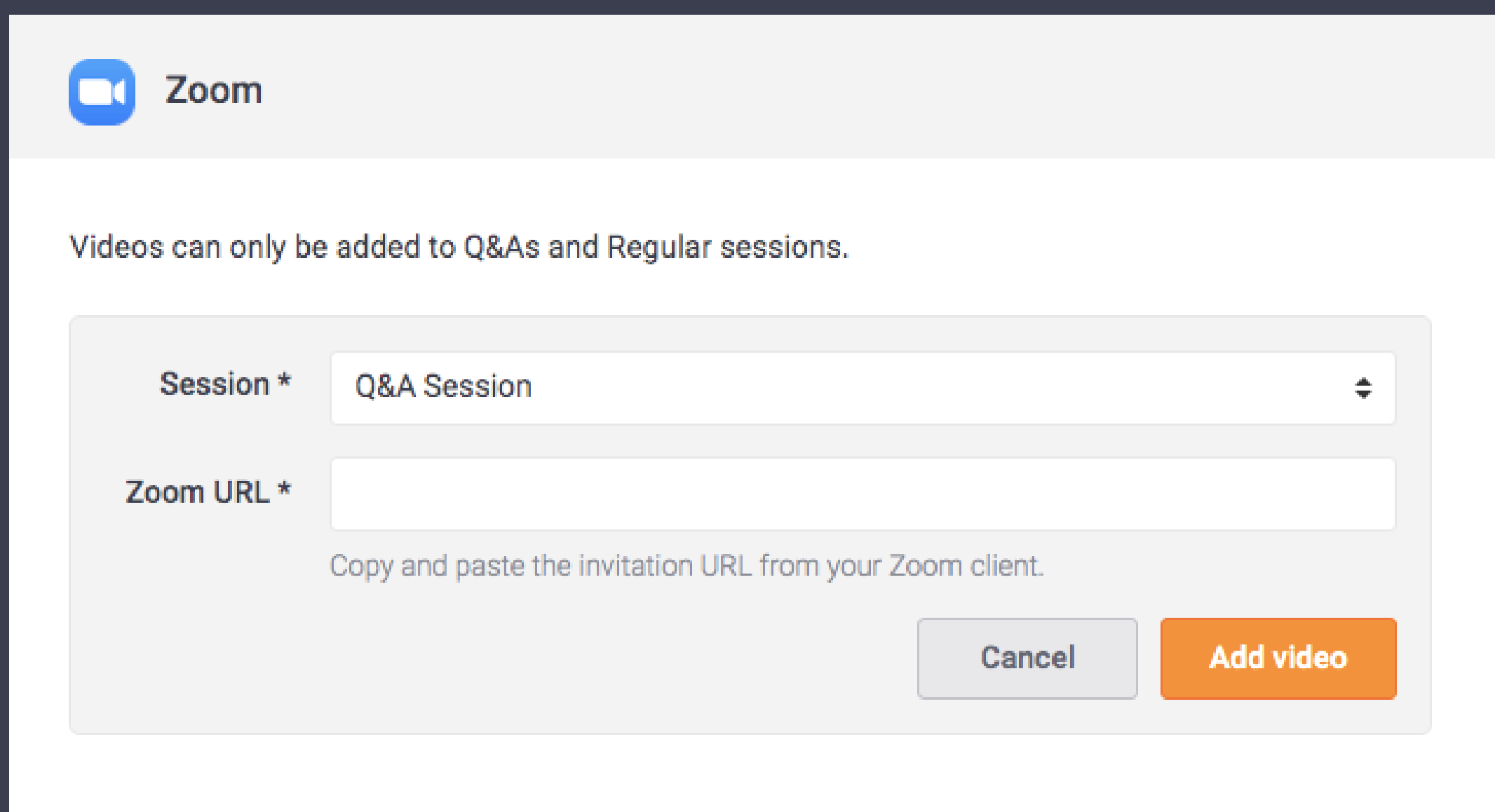


## On Pigeonhole Live

1. On your event Pigeonhole, go to More Settings > Integrations
2. Scroll to find Zoom and select Integrate.

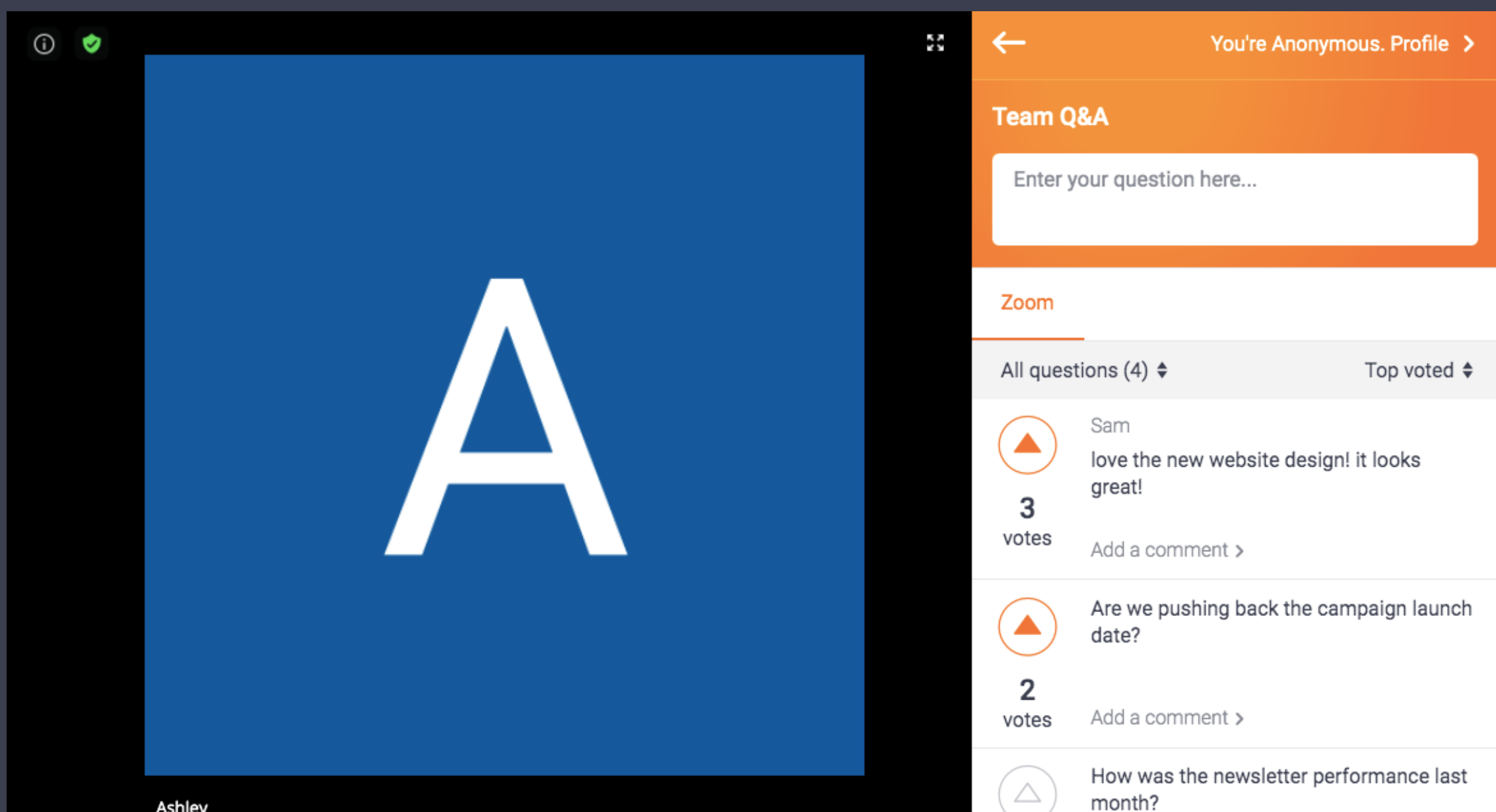


3. Select the session you want to integrate Zoom to. Then, paste the Zoom Meeting link, Zoom Webinar link, or registration link that you've obtained when setting up earlier. Select Add Video.

A screenshot of a form titled "Zoom" with a Zoom logo icon. Below the title, a message states "Videos can only be added to Q&As and Regular sessions." The form contains two main fields: "Session \*" with a dropdown menu currently showing "Q&A Session", and "Zoom URL \*" with an empty text input field. Below the input fields is the instruction "Copy and paste the invitation URL from your Zoom client." At the bottom right of the form are two buttons: a grey "Cancel" button and an orange "Add video" button.



4. You can ask your attendees to join the meeting from Pigeonhole Live.
5. Run your meeting on Zoom as per usual. Your audience will be able to view the video while commenting, answering nested polls, submitting and voting on questions.





**Try it out and let us know  
what you think!**

Email us at [productteam@pigeonlab.com](mailto:productteam@pigeonlab.com)